

ZILLION CAPITAL SECURITIES (PRIVATE) LIMITED
STATEMENT OF FINANCIAL POSITION
AS AT DECEMBER 31, 2017

	Note	Dec-17 (Rupees)	Jun-17 (Rupees)
ASSETS			
NON CURRENT ASSETS			
Property and equipment	4	2,605,364	2,678,073
Intangible assets	5	2,750,000	5,250,000
Investment - available for sale	6	35,906,147	41,163,833
Long term deposits	7	11,938,268	27,438,268
		53,199,779	76,530,174
CURRENT ASSETS			
Trade debts	8	57,393,962	55,722,499
Short term investment	9	105,555,808	94,526,079
Advances, deposits, prepayments and other receivables	10	20,508,804	40,362,815
Cash and bank balances	11	8,433,452	7,816,879
		191,892,025	198,428,272
		245,091,804	274,958,446
EQUITY AND LIABILITIES			
CAPITAL RESERVES			
Authorized capital	12.1	150,000,000	150,000,000
Issued, subscribed and paid up capital	12.2	101,500,000	101,500,000
Surplus/(Deficit) Investment available for sale		27,178,435	32,436,121
Unappropriated profit		45,768,904	55,554,556
		174,447,339	189,490,677
LIABILITIES			
NON-CURRENT LIABILITIES			
Long term loan	13	7,500,000	9,000,000
CURRENT LIABILITIES			
Trade and other payable	14	11,292,154	11,742,791
Short term running finance	15	51,852,311	63,424,978
Loan from Directors	16	-	1,300,000
		63,144,465	76,467,769
Contingencies and commitments	17		
		245,091,804	274,958,446


The annexed notes form an integral part of these financial statements.


 Director




 Director

CERTIFIED TRUE COPY





ZILLION CAPITAL SECURITIES (PRIVATE) LIMITED
STATEMENT OF PROFIT AND LOSS
FOR THE YEAR ENDED DECEMBER 31, 2017

	Note	Dec-17 (Rupees)	Jun-17 (Rupees)
Operating revenue	18	3,862,801	16,389,038
Operating and administrative expenses	19	<u>(6,693,184)</u>	<u>(16,541,325)</u>
Operating (Loss)		(2,830,382)	(152,287)
Impairment	5	(2,500,000)	-
Provision for Bad Debts		-	(5,000,000)
Finance cost	20	(1,939,414)	(8,076,426)
Other income	21	<u>(1,399,611)</u>	<u>41,162,246</u>
NET PROFIT BEFORE TAXATION		(8,669,408)	30,933,533
Taxation	22	(1,116,244)	(613,384)
NET PROFIT AFTER TAXATION		(9,785,652)	30,320,149
Loss /earning per share- basic/diluted		(9.64)	29.87

The annexed notes form an integral part of these financial statements.

CERTIFIED TRUE COPY




Director




Director