



Zillion Capital Securities (Private) Limited
Unaudited Financial Statements
As at December 31, 2016

ZILLION CAPITAL SECURITIES (PRIVATE) LIMITED
BALANCE SHEET
AS AT DECEMBER 31, 2016

	Note	31-Dec-16 (Rupees)	Jun-16 (Rupees)
<u>EQUITY AND LIABILITIES</u>			
<u>Share capital and reserves</u>			
Issued, subscribed and paid-up	4	101,500,000	101,500,000
Unappropriated profit		24,816,668	25,234,407
		126,316,668	126,734,407
Long term Loan		11,500,000	10,000,000
<u>CURRENT LIABILITIES</u>			
Creditors	5	10,298,806	16,522,423
Accrued and Other Liabilities	6	3,643,730	2,688,596
Short term Loan		104,261,487	90,836,299
		118,204,023	110,047,318
Contingencies and commitments	7	256,020,691	246,781,725
<u>ASSETS</u>			
<u>NON CURRENT ASSETS</u>			
Property, plant and equipment	8	2,096,740	2,223,335
Intangible assets	9	5,250,000	5,250,000
Investment - available for sale	10	21,819,280	21,819,280
Long term deposits	11	6,454,809	6,454,809
		35,620,829	35,747,424
<u>CURRENT ASSETS</u>			
Short term investment - through profit & loss account	12	10,084,130	15,836,661
Trade debts - unsecured considered good	13	182,179,848	169,058,735
Advances, deposits, prepayments & other receivables	14	17,478,729	8,926,267
Cash and bank balances	15	10,657,155	17,212,638
		220,399,863	211,034,301
		256,020,691	246,781,725

The annexed notes from 1 to 21 form an integral part of these financial statements.



 Chief Executive
 



 Director
 

**ZILLION CAPITAL SECURITIES (PRIVATE) LIMITED
 PROFIT AND LOSS ACCOUNT
 FOR THE PERIOD ENDED DECEMEBR 31, 2016**

	<i>Note</i>	Dec-16 (Rupees)
Operating revenue	16	9,798,482
Realised capital (loss)/gain on investment		782,033
Gain/(loss) on revaluation on held for trading investment to fair value		883,689
Operating and administrative expenses	17	(7,738,943)
Finance cost		(4,434,019)
Other income	18	327,358
NET (LOSS) / PROFIT BEFORE TAXATION		(381,399)
Taxation - net	19	(36,340)
NET (LOSS) / PROFIT AFTER TAXATION		(417,739)

The annexed notes from 1 to 21 form an integral part of these financial statements.





 Chief Executive





 Director